

Rotary Potentiometers

ロータリポテンシヨメータ

12mm Size Snap-In Insulated Shaft Potentiometers

12型絶縁軸スナップイン・ポテンシヨメータ

FEATURES

- Newly designed 12mm and 14mm size snap-in potentiometers to meet the electronics equipment trend for further miniaturization and lower profiles.
- High performance miniature potentiometer created by incorporating Noble's ICB (Integrated Control Block) film integration technology.
- Film makes smooth rotational feeling possible.
- Unit with or without bushing are available together with tap and detent.
- Conform RoHS

特長

- エレクトロニクス機器の小型化、薄型化に対応して新しく設計されたスナップインタイプの12型、14型回転型ポテンシヨメータです。
- ノーブルのICB (Integrated Control Block) 思想のフィルム・インテグレーション・テクノロジーが生んだ小型高性能ポテンシヨメータです。
- フィルムの採用により、なめらかな回転フィーリングが得られます。
- RoHS適合品です。

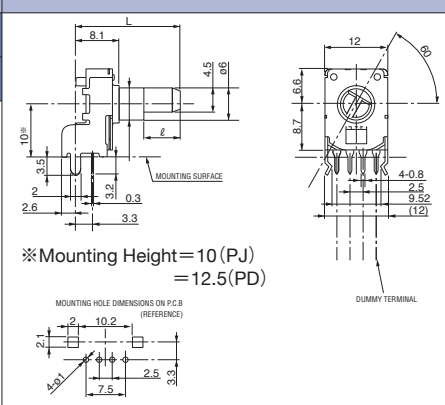
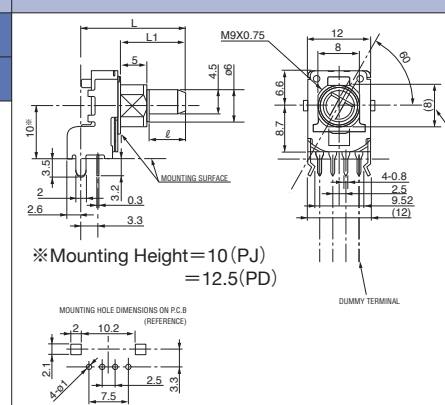
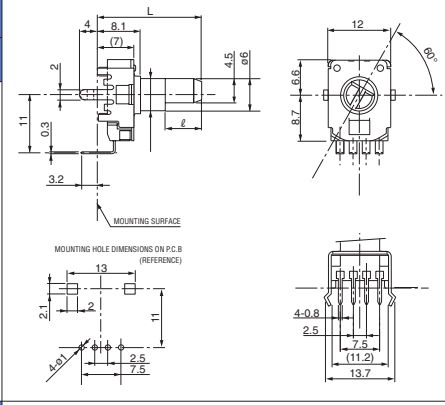
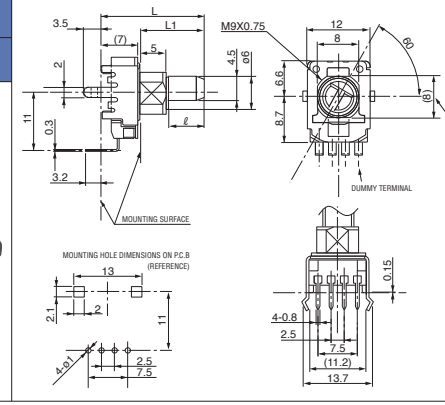
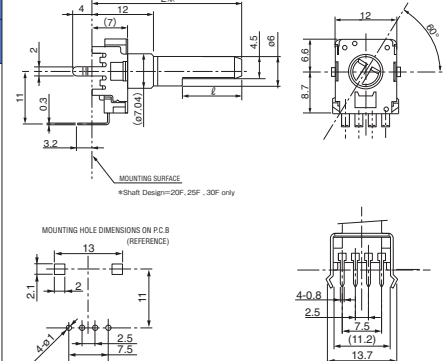
APPLICATIONS

Various Potentiometers for volume, tone, balance and microphone volume control etc. of Amplifier, Mixer etc.

用途

レコーダ、アンプ、オーディオミキサーなどの各種（音量、トーン、バランス、マイク用などの）ボリュームです。

DIMENSIONS 外形寸法

Model	Dimensions	Unit:mm	Model	Dimensions	Unit:mm
XV012111NPJ XV012111GPJ			XVB12111NPJ XVB12111GPJ (With Bushing)		
XV012111NPV XV012111GPV			XVB12111NPV XVB12111GPV (With Bushing)		
XV012113NPV XV012113GPV (Sleeve type)					

• Specifications in this catalog are presented basically for informative purposes. We request the exchange of official approval drawings before placing order.
 • 当カタログは参考仕様ですので、ご使用にあたっては正式納入仕様書の取り交わしをお願いします。

Rotary Potentiometers

ロータリポテンシヨメータ

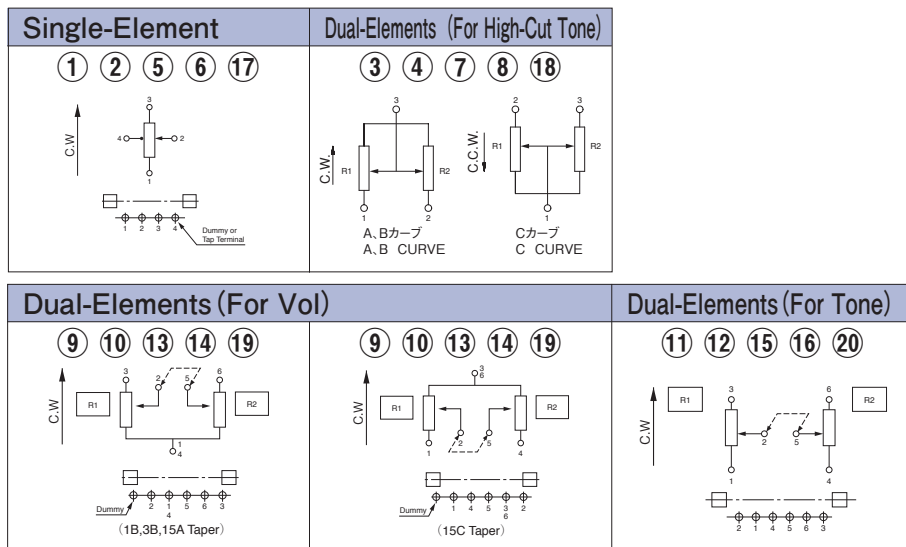
12mm Size Snap-In Insulated Shaft Potentiometers

12型絶縁軸スナップイン・ポテンシヨメータ

Code Table-2-1 (Without Tap)

Order Number	Resistance&Taper	Order Number	Resistance&Taper
1B10K	10K-OHM 1B	15C10K	10K-OHM 15C
1B20K	20K-OHM 1B	15C20K	20K-OHM 15C
1B50K	50K-OHM 1B	15C50K	50K-OHM 15C
1B100K	100K-OHM 1B	15C100K	100K-OHM 15C
15A10K	10K-OHM 15A	3B10K	10K-OHM 3B
15A20K	20K-OHM 15A	3B20K	20K-OHM 3B
15A50K	50K-OHM 15A	3B50K	50K-OHM 3B
15A100K	100K-OHM 15A	3B100K	100K-OHM 3B

Code Table-2-2 (Circuit)



SPECIFICATIONS

仕様

	① ② ⑤ ⑥ ⑰	③ ④ ⑦ ⑧ ⑱	⑨~⑱	⑲ ⑳
Operating Temperature Range 使用温度範囲	-10 to 70°C			
Rated Power 定格電力	0.05W	Operating Current 1mA AC only 最高使用電流 1mA	0.05W	
Maximum Operating Voltage 最高使用電圧	AC50V,DC20V	AC30V	AC20V	
Nominal Total Resistance 公称全抵抗値	10kΩ, 20kΩ, 50kΩ, 100kΩ			
Total Resistance Tolerance 全抵抗値許容差	Within ±20% of the nominal total resistance			
Resistance Taper 抵抗変化特性	1B, 15A, 15C, 3B			
Insulation Resistance 絶縁抵抗	100MΩ at DC500V	100MΩ at DC250V	100MΩ at DC500V	
Dielectric Strength 耐電圧	AC500V for 1 minute	AC300V for 1 minute		
Tracking Error 相互偏差	-	-	For volume control : Within ± 3dB at a range of 0~40dB. Except for B Taper. For tone control : Within ± 2dB at center.	
Total Rotational Angle 全回転角度	300±5°			
Rotational Torque 回転トルク	2 to 20 mN·m at (5 to 35°C)			1 to 10 mN·m
Rotational Stop Strength of the Shaft シャフトの回転止め強さ	0.5N·m			
Push/Pull Strength of the Shaft シャフトの押し、引張り強さ	80N max.			
Endurance (Sliding) 耐久性(しゅう動)	15,000 cycles	10,000 cycles	15,000 cycles	

•Specifications in this catalog are presented basically for informative purposes.

We request the exchange of official approval drawings before placing order.

•当カタログは参考仕様ですので、ご使用にあたっては正式納入仕様書の取り交わしをお願いします。

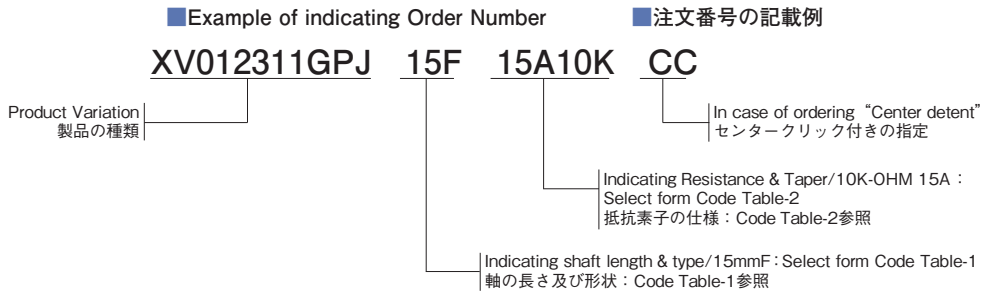
Rotary Potentiometers

ロータリポテンシヨメータ

12mm Size Snap-In Insulated Shaft Potentiometers

12型絶縁軸スナップイン・ポテンシヨメータ

TYPE DESIGNATION 品名構成



Product Variation 製品の種類

Size サイズ	Bushing or Sleeve 取付け方法	Mounting style 取付け方向	Mounting height 取付け高さ	Circuit Diagram 抵抗体の回路	Order Number 型式呼称	Relation No. 関連NO.	
12mm	Without Bushing	Horizontal 横型	10.0mm	Single-Element (Central tap is possible)	XV012111NPJ	①	
			12.5mm		XV012111NPD		
		Vertical 縦型	—		XV012111NPV	②	
					XV012113NPV	⑰	
		Horizontal 横型	10.0mm	Dual-Elements (High-Cut Tone)	XV012111GPJ	③	
					12.5mm		XV012111GPD
		Vertical 縦型	—		XV012111GPV	④	
					XV012113GPV	⑱	
		With Bushing	Horizontal 横型	10.0mm	Single-Element (Central tap is possible)	XVB12111NPJ	⑤
						12.5mm	
	Vertical 縦型		—		XVB12111NPV	⑥	
					XVB12111GPJ	⑦	
	Horizontal 横型		10.0mm	Dual-Elements (High-Cut Tone)	XVB12111GPD		
					12.5mm	XVB12111GPV	⑧
	Vertical 縦型		—		XV012211GPJ	⑨	
					XV012211GPD		
	Without Bushing	Horizontal 横型	10.0mm	Dual-Elements (Without Tap)For Vol	XV012211GPV	⑩	
					12.5mm	XV012223GPV	⑲
		Horizontal 横型	10.0mm	Dual-Elements (Without Tap)For Tone	XV012311GPJ	⑪	
					12.5mm		XV012311GPD
Vertical 縦型		—		XV012311GPV	⑫		
				XV012323GPV	⑳		
With Bushing	Horizontal 横型	10.0mm	Dual-Elements (Without Tap)For Vol	XVB12211GPJ	⑬		
				12.5mm		XVB12211GPD	
	Vertical 縦型	—		XVB12211GPV	⑭		
				XVB12311GPJ	⑮		
	Horizontal 横型	10.0mm	Dual-Elements (Without Tap)For Tone	XVB12311GPD			
				12.5mm	XVB12311GPV	⑯	
	Vertical 縦型	—		XVB12311GPV	⑰		

•Specifications in this catalog are presented basically for informative purposes.
We request the exchange of official approval drawings before placing order.
•当カタログは参考仕様ですので、ご使用にあたっては正式納入仕様書の取り交わしをお願いします。